

OSPM Summit  
April 3rd, 2017  
Pisa, IT



*About the Need to Power Instrument the Linux Kernel*

Patrick Titiano,  
System Power Management Expert,  
BayLibre co-founder.  
[www.baylibre.com](http://www.baylibre.com)

# Today's Special

- Introduction
- Power Instrumentation:
  - Why?
  - What's needed?
  - What's available?
  - What's missing?
- Conclusion & Next Steps
- Q&A



# Introduction

- A major issue the Linux Community faces regarding power management is the lack of power data and instrumentation
  - Dev boards missing probe points
  - Power Measurement equipment expensive / not affordable for many developers,
  - Poor power data publicly available
- This situation is not expected to change in the future
  - Believed that it is only of interest of a handful of developers, where actually everyone is concerned!
- This is forcing ad hoc/custom techniques to be used over and over again.
- Even if not much can be done on the HW side, **power instrumenting the Linux Kernel** with standard tooling could definitively help.





# **Power Instrumentation:** *Why?*



# Power Instrumentation: Purposes (1)

- Holy grail #1: enable dynamic measurement (estimation) of the platform power consumption / battery life, without any power measurement circuitry
  - Any developer could debug power management on any board, with no need of a special (expensive) board



# Power Instrumentation: Purposes (2)

- Detect power leaks by dynamically monitoring (tracking) devices power state (Active / Idle / Disabled)
  - Unnecessary running clocks
  - Unnecessary running devices
  - Inadequate CPUFreq/CPUIidle states
    - CPU cores running too fast, low-power C-States not entered
  - Unnecessary powered-on regulators
  - ...



# Power Instrumentation: Purposes (3)

- Capture system power trace, and post-process it to
  - Generate use-case power statistics,
  - Generate power charts
- Enable more efficient power debugging
- Enable power consumption regression tracking automation
  - Integrate Continuous Integration (CI) frameworks (KernelCI, PowerCI, fuego, ...)



# Power Instrumentation: Purposes (4)

- Model nextgen platform power consumption
  - Applying power data of next SoC revision to an existing power trace
- (... We could even imagine comparing platforms to platforms ... 😊)





# Power Instrumentation: Purposes (5)

- Holy Grail #2: closed-loop power management policies
  - Prediction may be improved by measuring the “real” impact of heuristics decisions on platform power consumption
    - E.g. EAS (Energy-Aware Scheduler) platform knowledge could be extended beyond CPU cores
  - Could open the door to self-learning policies / IA / deep learning
    - No more need to fine-tune policies by hand, just let the policies learn the platform!





**Power Instrumentation:**  
*What's needed?*



# What's needed? (1)

## 1. SW Power Probe points

- Regulator / Clock / Power Domain / CPU Frequency / CPU Idle / device / GPIO / ... power transitions
- Timestamped



# What's needed? (2)

## 2. Power consumption data

- How much power is consumed by a given device in a given power state
  - SoC internal peripherals (CPU, GPU, RAM, UART, I2C, SPI, GPIO, ...)
    - E.g. UART devices consumes 5uW (\*) when suspended, 100uW (\*) when active
  - Platform peripherals (LCD display, wireless devices, flash devices, sensors, ...)
    - E.g. eMMC device consumes 500uW (\*) when suspended, 40mW (\*) when active

\* Empirical data, for illustrative purpose only



# What's needed? (3)

## 3. Power Analysis Tools

- Power trace plotting
- Power trace statistics post-processing
- Generic / Cross-platform Tools
  - Vendors already have some custom tools of their own, e.g.
    - Qualcomm's [Snapdragon Profiler](#) (requires Android)
    - Google's [Android Systrace](#) (may require Android too 😊)





**Power Instrumentation:**  
*What's available?*



# FTrace Power Events (1)

- Kernel Probe Points
  - FTrace standard power events
    - RuntimePM events (idle/resume/suspend),
    - Clock Management events (enable/disable/set\_rate),
    - CPU power management events (cpuidle/cpufreq/hotplug),
    - Suspend/Resume events,
    - Regulator events (enable/disable/set\_voltage),
    - GPIO events (direction/value).
  - FTrace custom events
    - Specific for a given platform



# FTrace Power Events (2)

- To trace power events with FTrace
  - Enable CONFIG\_FTRACE, CONFIG\_DYNAMIC\_FTRACE flags in kernel .config file
  - Mount debugfs
    - # mount -t debugfs nodev /sys/kernel/debug
  - Enable relevant events
    - # echo 1 > /sys/kernel/debug/tracing/events/power/enable
  - Empty trace buffer
    - # echo > /sys/kernel/debug/tracing/trace
  - Enable tracing
    - # echo 1 > /sys/kernel/debug/tracing/trace\_on
  - Trace file /sys/kernel/debug/tracing/trace generated with enabled power events

\* Note that debugfs interface is used for educational purpose here, but “trace-cmd” binary tool can be used.





# FTrace Power Events (3)

- Example of collected power trace

```
# tracer: nop
#
# entries-in-buffer/entries-written: 151941/151941  #P:4
#
#
#          -----> irqs-off
#          /-----> need-resched
#          / /-----> hardirq/softirq
#          / / /-----> preempt-depth
#          / / / /-----> delay
#
#          TASK-PID  CPU#  | | | |  TIMESTAMP  FUNCTION
#          | |      | | | |  | | | |  |
# [...]
irq/676-lsm330d-2917 [002] d..2  117.306631: clock_disable: gcc_blspl1_qup6_i2c_apps_clk state=0 cpu_id=2
<idle>->0 [001] d..2  117.306646: cpu_power_select: idx:1 sleep_time:211893 latency:91 next_event:0
<idle>->0 [001] d..2  117.306655: cpu_idle: state=1 cpu_id=1
irq/676-lsm330d-2917 [002] d..3  117.306657: clock_disable: blspl1_qup6_i2c_apps_clk_src state=0 cpu_id=2
<idle>->0 [001] d..2  117.306662: cpu_idle: state=1 cpu_id=1
<idle>->0 [001] d..2  117.306677: cpu_idle_enter: idx:1
irq/676-lsm330d-2917 [002] d..2  117.306686: clock_disable: gcc_blspl1_ahb_clk state=0 cpu_id=2
irq/676-lsm330d-2917 [002] d..2  117.306712: rpm_suspend: 757a000.i2c flags-d cnt=0 dep=0 auto=1 p=0 irq=0 child=0
irq/676-lsm330d-2917 [002] d..2  117.306718: rpm_return_int: rpm_suspend+0x36c/0x44c:757a000.i2c ret=0
<idle>->0 [000] .n.2  117.306808: cpu_idle: state=4294967295 cpu_id=0
<idle>->0 [001] dn.2  117.307118: cpu_idle_exit: idx:1 success:1
<idle>->0 [001] dn.2  117.307133: cpu_idle: state=4294967295 cpu_id=1
<idle>->0 [002] d..2  117.307153: cpu_power_select: idx:1 sleep_time:9972 latency:91 next_event:0
<idle>->0 [001] .n.2  117.307155: cpu_idle: state=4294967295 cpu_id=1
<idle>->0 [002] d..2  117.307163: cpu_idle: state=1 cpu_id=2
<idle>->0 [002] d..2  117.307172: cpu_idle: state=1 cpu_id=2
<idle>->0 [002] d..3  117.307236: cluster_enter: perf idx:1 sync=0xc child=0xc idle:1
<idle>->0 [002] d..2  117.307244: cpu_idle_enter: idx:1
irq/489-d3-i2c-147 [001] d..2  117.307275: clock_disable: gcc_blspl2_qup2_i2c_apps_clk state=0 cpu_id=1
irq/489-d3-i2c-147 [001] d..3  117.307304: clock_disable: blspl2_qup2_i2c_apps_clk_src state=0 cpu_id=1
irq/489-d3-i2c-147 [001] d..2  117.307347: rpm_suspend: 75b6000.i2c flags-d cnt=0 dep=0 auto=1 p=0 irq=0 child=0
irq/489-d3-i2c-147 [001] d..2  117.307355: rpm_return_int: rpm_suspend+0x36c/0x44c:75b6000.i2c ret=0
irq/489-d3-i2c-147 [001] d..2  117.307385: rpm_resume: 75b6000.i2c flags-4 cnt=1 dep=0 auto=1 p=0 irq=0 child=0
[...]
ksoftirqd/0-3 [000] d.s3  117.328513: cpufreq_interactive_cpuload: cpu=0 load=27 new_task_pct=0
ksoftirqd/0-3 [000] d.s3  117.328518: cpufreq_interactive_cpuload: cpu=1 load=16 new_task_pct=0
ksoftirqd/0-3 [000] d.s2  117.328543: cpufreq_interactive_already: cpu=0 load=27 cur=307200 actual=307200 targ=307200
ksoftirqd/0-3 [000] d.s3  117.328606: cpufreq_interactive_cpuload: cpu=2 load=4 new_task_pct=0
ksoftirqd/0-3 [000] d.s3  117.328611: cpufreq_interactive_cpuload: cpu=3 load=0 new_task_pct=0
ksoftirqd/0-3 [000] d.s2  117.328620: cpufreq_interactive_already: cpu=2 load=4 cur=307200 actual=307200 targ=307200
[...]
kworker/u8:10-3032 [000] ...1  117.328805: memlat_dev_meas: dev: soc:qcom,memlat-cpu0, id=0, inst=227896, mem=783, freq=36, ratio=291
kworker/u8:10-3032 [000] ...1  117.328812: memlat_dev_meas: dev: soc:qcom,memlat-cpu0, id=1, inst=17928, mem=50, freq=0, ratio=358
kworker/u8:10-3032 [000] ...1  117.328887: memlat_dev_meas: dev: soc:qcom,memlat-cpu2, id=2, inst=37313, mem=132, freq=10, ratio=282
kworker/u8:10-3032 [000] ...1  117.328891: memlat_dev_meas: dev: soc:qcom,memlat-cpu2, id=3, inst=0, mem=0, freq=0, ratio=0
```



# FTrace Power Events (4)

- References:

- <https://www.kernel.org/doc/Documentation/trace/ftrace.txt>
- <https://www.kernel.org/doc/Documentation/trace/events-power.txt>
- <http://elinux.org/Ftrace>
- [https://events.linuxfoundation.org/slides/2010/linuxcon\\_japan/linuxcon\\_jp2010\\_rostedt.pdf](https://events.linuxfoundation.org/slides/2010/linuxcon_japan/linuxcon_jp2010_rostedt.pdf)





**Power Instrumentation:**  
*What's missing?*



# Missing Power “Database” (1)

- Power consumed by all devices of the platform, in any power state
- Not much data published so far, whereas critical
  - Usually only battery lifetime for selected use-cases
- Multi-platform database
  - Mandatory, to enable generic/standard tools

- **Example** (empirical data, for illustrative purpose only)

```
# cat [...] /ftpwrdec/configs/arm64/arm/juno.pdb
# This is a sample power database file, in a human-readable format.
# Device power data format: name (as listed in ftrace), active_pwr (uW) suspended_pwr (uW)
devA, 10000, 10
devB, 1230000, 20
# CPU power data format: cluster id (as listed in ftrace), cpu id (as listed in ftrace), [frequency
(MHz), power (uW)] ...
0, 0, [600, 300000], [900, 800000], [1200, 1200000]
1, 0, [200, 100000], [300, 150000], [500, 200000]
```

- Note Android already manages similar power database
  - power profile, defined  
in platform/frameworks/base/core/res/res/xml/power\_profile.xml



# Missing Power “Database” (2)

- Device Tree could also be a candidate
  - Device Tree #1 purpose **IS** to describe the platform to the kernel,
  - Generic / Stable / Multi-platform,
    - Mandatory for new platforms, existing platforms progressively converted
  - « Just a single attribute » to be added to device attributes

```
# cat arch/arm/boot/dts$ cat omap4-panda-common.dtsi
/ {
[...]
&uart2 {
    [...]
    active-power = <200>; /* [1] */
    suspended-power = <5>; /* [1] */
};
&hdmi {
    [...]
    active-power = <7000>; /* [1] */
    suspended-power = <30>; /* [1] */
};
[...]
```

[1] Empirical data, for illustrative purpose only



# Missing Power “Database” (3)

- Power data in Device Tree could be reused by other Kernel components.
  - FTrace
    - E.g. power data added to the trace log
  - Kernel power management policies could reuse it
    - EAS (Energy-Aware Scheduler ) / Closed-loop heuristics / deep learning algorithms
- Also accessible from userspace
  - `/proc/device-tree/`
  - Existing libraries to read DT attributes, e.g. <https://github.com/jviki/dtree>
- But
  - Could be more difficult to maintain if part of the kernel
    - Longer review process
    - How would device tree maintainers test/validate the data?



# FTrace « descrambling » tool (1)

- Static trace analysis
  1. Generate power statistics,
  2. Reformat power trace for standard or dedicated plotting tools
- Multi-platform
  - To handle custom power events and reuse power consumption database
- Could be run directly on the platform or on a host machine
- Very useful for automation / Continuous Integration /power regression tracking
  - Build servers automatically run target use-cases, capture trace, generate the analysis, and generate reports highlighting regressions
  - Power consumption issues could be automatically detected upfront



# FTrace « descrambling » tool (2)

- Example

```
# ./ftpwrdec --plat=arm-juno mypowerftrace  
Valid trace file found, descrambling it... done.
```

Statistics	Min	Max	Avg	Count
Power Consumption	50mW	2000mW	530mW	
CPU Loads				
CPU0	12%	42%	27%	
CPU1	05%	35%	20%	
CPU Idle Time				
CPU0	10ms	543ms	121ms	
CPU1	44ms	876ms	465ms	
CPU Frequencies				
CPU0	300MHz	800MHz		
CPU1	300MHz	800MHz		
CPU Frequency Changes				88
Active Devices	05	10		
Device Power Transitions				69
Active Clocks	20	30		
Clock Transitions				50
[...]				

```
'Mypowerftrace.xyz' data plotting file generated.
```

```
Done.
```

```
#
```



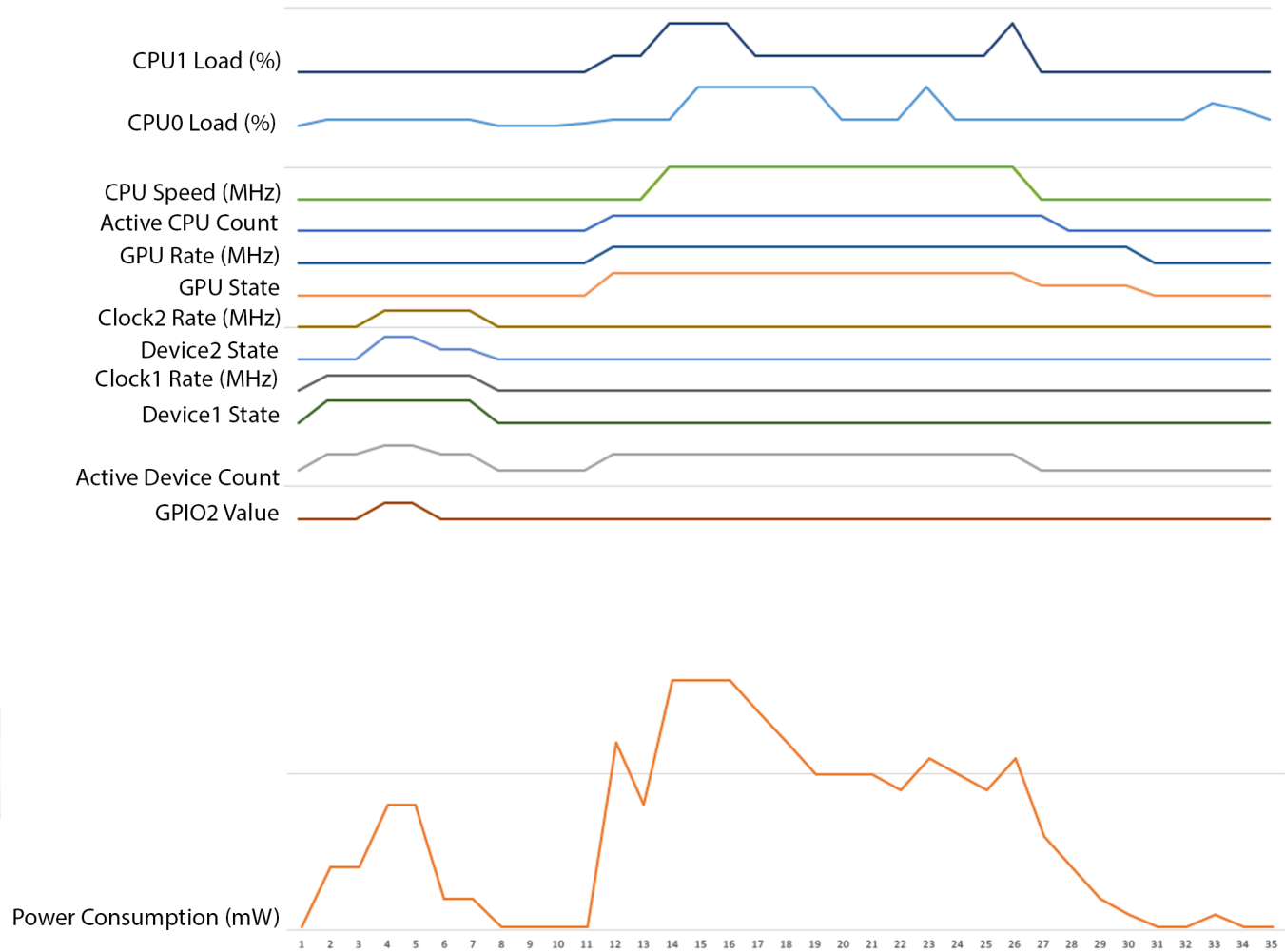


# FTrace Power Visualization Tool (1)

- Static analysis of a trace is not sufficient
- We need a visualization tool that could help us understand the dynamics of the system
  - Like *kernelshark* does for cpu processes
- Plotting in a smart way power events together with the power consumption
  - Pointing a data point on the power consumption curve may highlight
    - Power consumption,
    - Current device power states,
    - Changes compared to previous data point,
    - ...



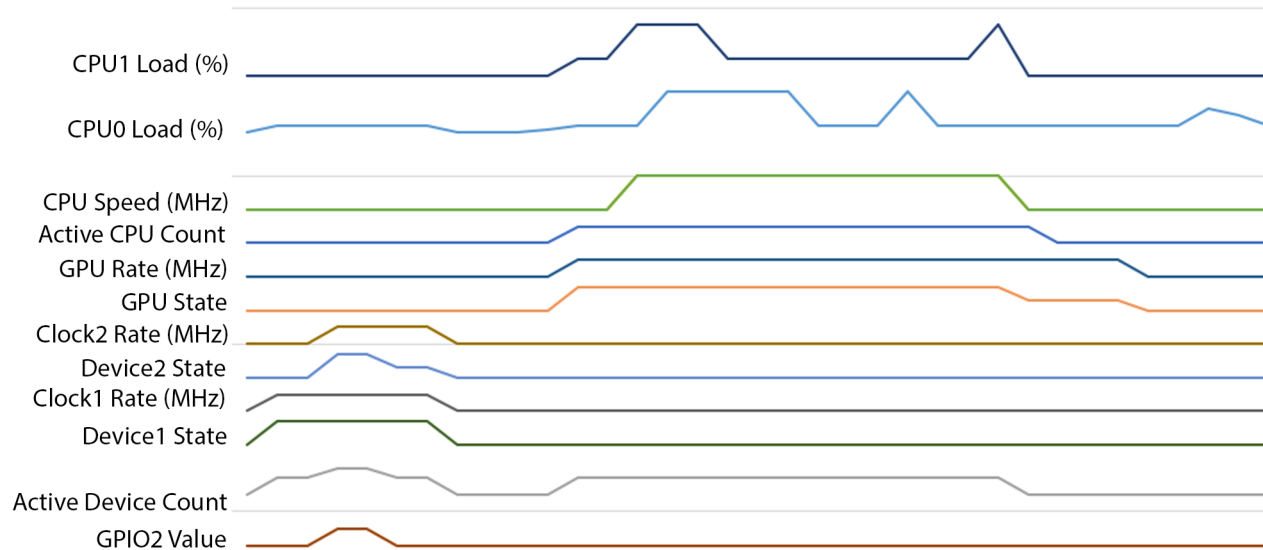
# FTrace Power Visualization Tool (2)



\* Empirical data, for illustration purpose only

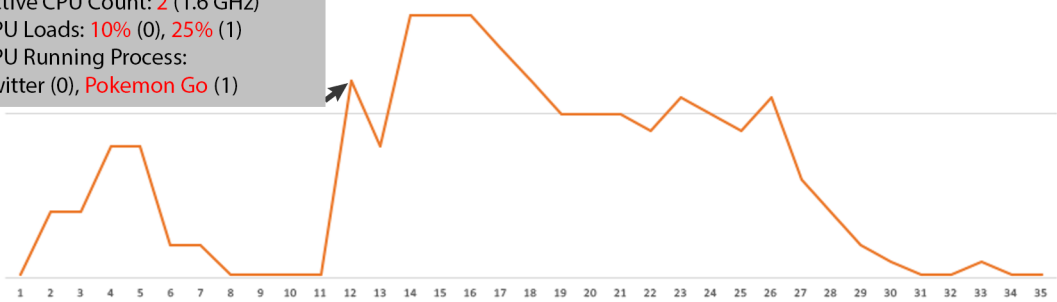


# FTrace Power Visualization Tool (2)



Power: 1280mW  
Active Devices: 10 (GPU, ...)  
Active Clocks: 42 (GPU (600 MHz), ...)  
Active CPU Count: 2 (1.6 GHz)  
CPU Loads: 10% (0), 25% (1)  
CPU Running Process:  
Twitter (0), **Pokemon Go** (1)

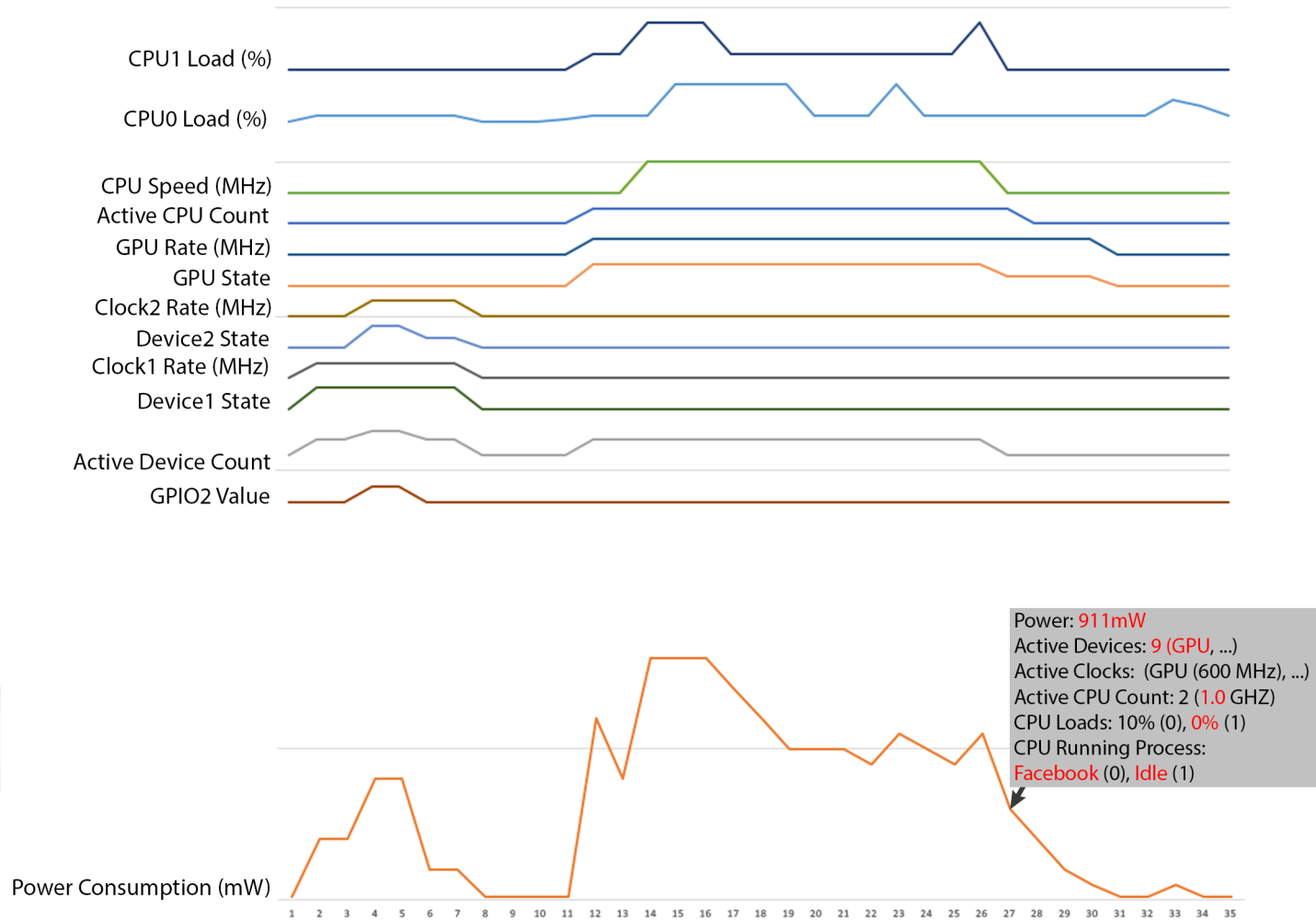
Power Consumption (mW)



\* Empirical data, for illustration purpose only



# FTrace Power Visualization Tool (3)



\* Empirical data, for illustration purpose only





**Power Instrumentation:**  
*Conclusion & What's Next?*



# Summary

- Bright side:
  - Linux kernel has all infrastructure in place for power instrumentation
    - FTrace power / scheduling / performance / events
    - More relevant events may be relatively easy to be added
    - Tracing performance impact limited to RAM usage
- Dark Side:
  - Missing power consumption data
  - Missing standard analysis/plotting userspace tools



# Next Steps

- Next Steps

1. Collect more feedback and interest from experts during OSPM,
2. Define the power database (incl. device tree vs userspace DB),
  - Probably the most difficult step as it will require a lot of experimentation, and support from vendors
3. Develop FTrace power events post-processing tool,
4. Develop power trace visualization tool, and...  
Make it the de-facto standard tool for power debugging 😊



Q & A

**Thank you!**

